

**ESTD – 2017**



# **BEDHEAD PANEL**

**CATALOGUE**

**AN ISO & CE CERTIFIED COMPANY  
MSME UDYAM-MH-20-0110747**



# INDEX

## Horizontal Panel

1. DOUBLE RAIL
2. PREMIUM PEARL
3. DAIMOND CUT
4. DAIMOND
5. CORAL
6. JADE
7. RUBY

## Vertical Panel

- 8 - EMERALD

## Horizontal / Vertical panel

- 9 - LUX
- 10 - TUFFON GLASS
- 11 - DGEM

# Bedhead Panel



## Smart Solutions for Today's Hospitals

Our bedhead panels are designed to provide necessary functions, including electrical outlets, medicinal gases, and lighting, in a simple and attractive manner, improving patient care and the atmosphere of the room.

- Combined Features
- Improved Doctor's Attention
- Physical Attraction
- Space Optimization
- Durable and Reliable
- Customizable Features
- Improved Efficiency

Versatile

Reliable

Customizable

Efficient

Beauty

**MODEL CODE**

**LXH-BHP-TG**

**MODEL NAME**

**TOUGHEN GLASS  
(SINGLE  
PARTITION)**



**FRONT VIEW**



**SIDE VIEW**

**MODEL CODE**

**LXH-BHP-CORAL**

**MODEL NAME**

**DOUBLE  
PARTITION**



**SIDE VIEW**

**MODEL CODE**

**LXH/V-BHP-DGEM**

**MODEL NAME**

**DOUBLE GEM  
(DOUBLE  
PARTITION)**



**SIDE VIEW**

**MODEL CODE**

**LXH-BHP-GEM**

**MODEL NAME**

**SINGLE PARTITION**




**SIDE VIEW**

**MODEL CODE**

**LXH-BHP-DC**

**MODEL NAME**

**DAIMOND CUT  
(DOUBLE  
PARTITION)**



**SIDE VIEW**

**MODEL CODE**

**LXH-BHP-DR**

**MODEL NAME**

**DOUBLE RAIL.  
(SINGLE  
PARTITION)**



**SIDE VIEW**

**MODEL CODE**

**LXH-BHP-PP**

**MODEL NAME**

**PREMIUM PEARL  
(SINGLE  
PARTITION)**



**SIDE VIEW**

**MODEL CODE**

**LXH-BHP-JADE**

**MODEL NAME**

**JADE  
(SINGLE  
PARTITION)**



**SIDE VIEW**

**MODEL CODE**

**LXH-BHP-RUBY**

**MODEL NAME**

**RUBY  
(DOUBLE  
PARTITION)**




**SIDE VIEW**

**MODEL CODE**

**LXH-BHP-VT**

**MODEL NAME**

**RUBY  
(DOUBLE  
PARTITION)**



**SIDE VIEW**



**MODEL CODE**

**LXH/V-BHP-LUX**

**MODEL NAME**

**HORIZONTAL /  
VERTICAL (DOUBLE  
PARTITION)**



**SIDE VIEW**

# Bed Head Panel: smart Design with Longevity

01 Low Maintenance



02 UV Resistance



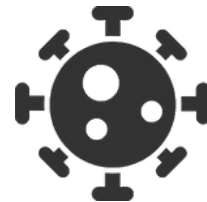
03 Chemical Resistance



04 Corrosion Resistance




05 Microbial Resistance





**ALL COMPONENTS  
That Can Be  
Attached To Panel**



# Wall Mounted Monitor shelf


WITH 300MM  
CHANNEL &  
255MM  
MOVABLE ARM  
WITH 15  
ADJUSTABLE  
ANGULAR  
SHELF




# SS Wire Basket



# Tray



# Suction Jar Slider



**SS  
Telescopic  
Drip Pole  
with Clam**



**Compatible  
Reading /  
Examination  
LED light**





# LAXAIR GROUP



## HEAD OFFICE

Plot No. 14, Ram  
Krishna Nagar,  
Wardha Road,  
Nagpur - 440015

## BRANCH OFFICE

Opp. Agrawal Toll  
Kata, Palda Nemawar  
Road, Indore - 452001

# Thank You



## **LAXAIR MED CONSTRUCTION**



**9172809539**



**9172809539**



**office@laxair.com**



**www.laxair.in**

